

Assignment on Wireframing & Prototyping

Name: **Guru Prasath Ragavendran**

Email ID: rguruprasath@gmail.com

Problem statement: In the previous session, you developed a sketch for DoToday, a startup working on a next-gen to-do list and task management app. Suppose the app, based on those sketches, was launched and received a huge response from users. But the feedback was also received that a web version of the app is needed. As the PM, you have decided to develop the web version based on the current mobile version. So you need to develop wireframes for the layout of your web app. Once you have your wireframe, you also need to develop a prototype by adding interactivity to your wireframe.

Objectives:

1. Listing down functional requirements for all use cases and choose the best solution
2. Create the required wireframes and place the screenshot of each screen on relevant slides
3. Prepare a slide showing the navigational flow for your wireframes
4. Create the prototype

Feel free to add more slides as needed.

Create desktop version of the app

Login options via cloud account open auth api and New User signup option

Landing page should be summary

Click on + to add task by schedule, image, video or documents

Click on add new list to create new list


Search for the tasks

Click on upcoming or completed view to see the respective tasks

Click on settings to manage user settings

Logout

Used marvelapp for both Wireframe and Prototype — <https://marvelapp.com/2142ae66>



Now adding to-do list is easy
as 123


Login

Signup



Copyright DoToday - 2020

Landing page with
login and signup
option + promotions



Signup


☐ Agree to terms & conditions

Signup with

Signup Page -

Option 1 - Signup using email
id and password

Option 2 - Use oAuth
accounts with cloud storage
providers



Login

Login

Login with

Google Drive

One Drive

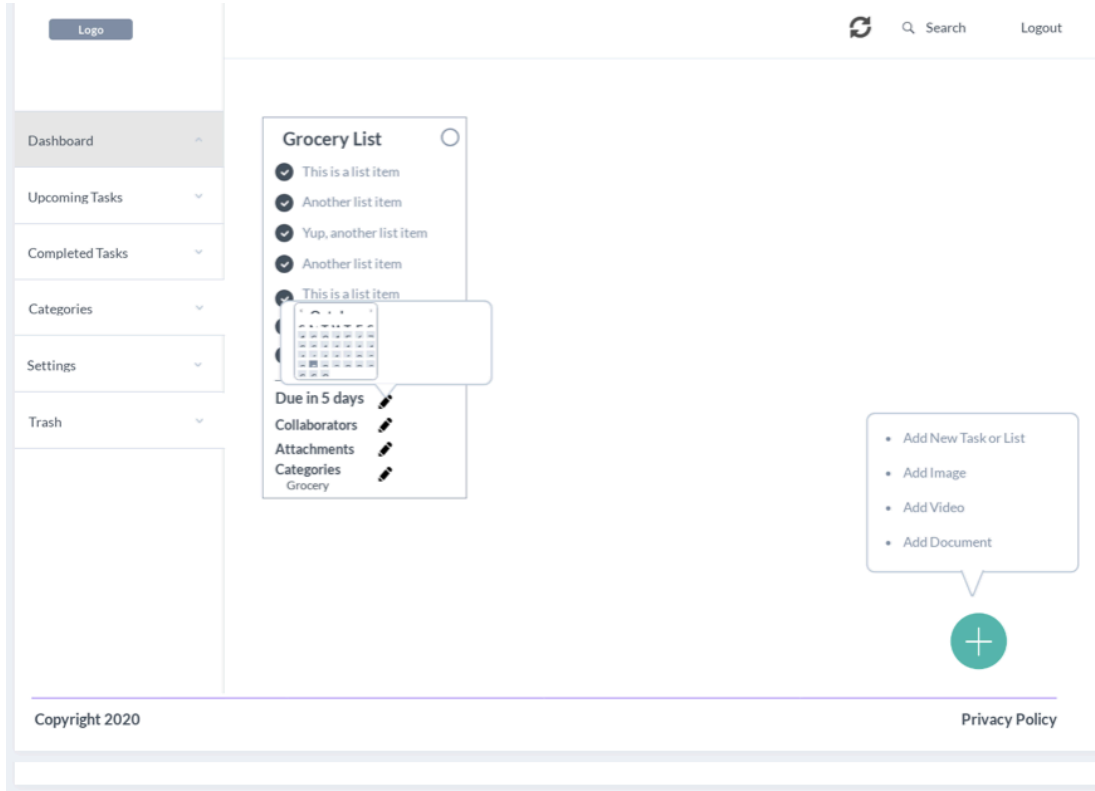
Amazon S3

Dropbox

Login page -

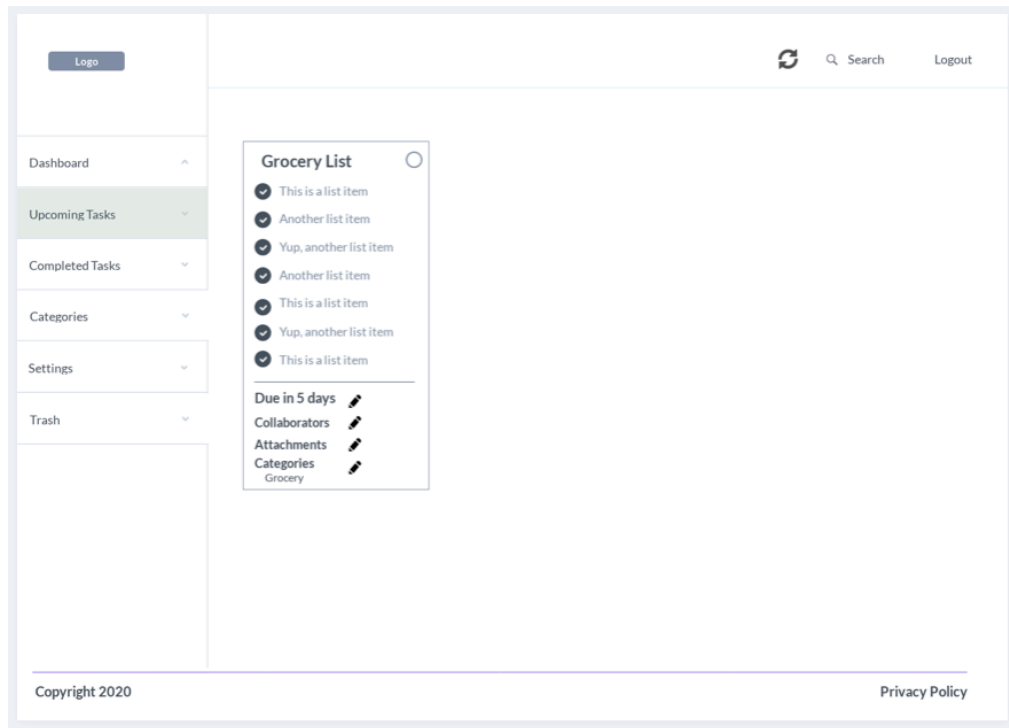
Option 1 - Login using email id and password

Option 2 - login with cloud accounts

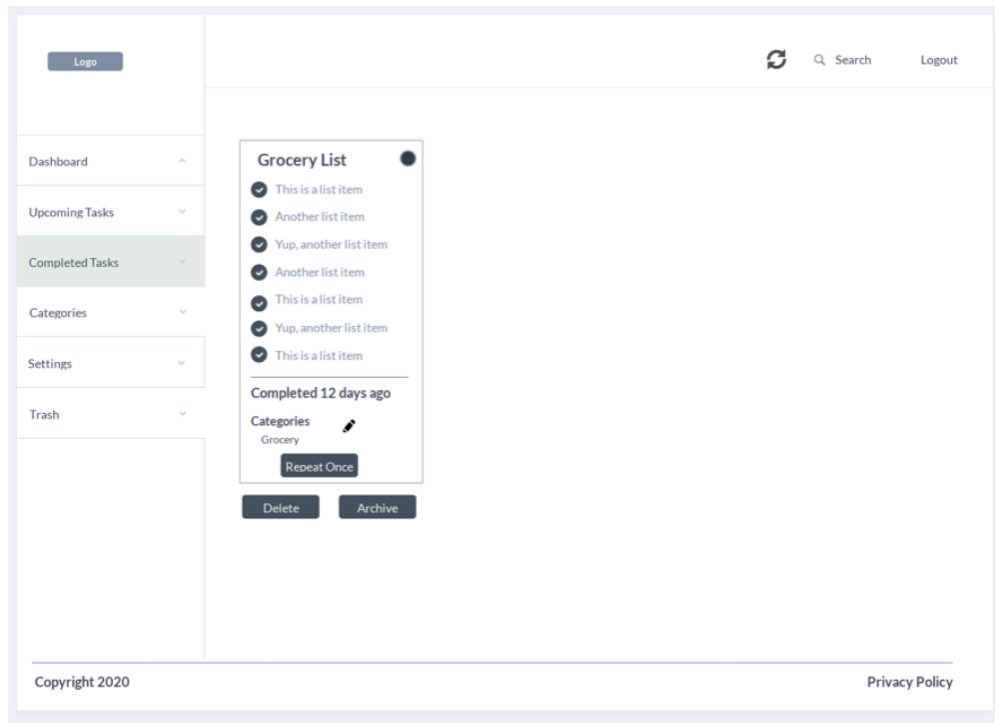


Complete Overview of all tasks

- 1) Click + to add a new task
- 2) Edit a particular task using the edit icons next to it
- 3) Mark a particular task as complete or undo
- 4) Click on Sync button to sync the current data with your cloud account
- 5) Search the list of tasks by title or content
- 6) All actions are performed inside a single page - SPA
- 7) Add document such as pdf and pin to remind with a date to read

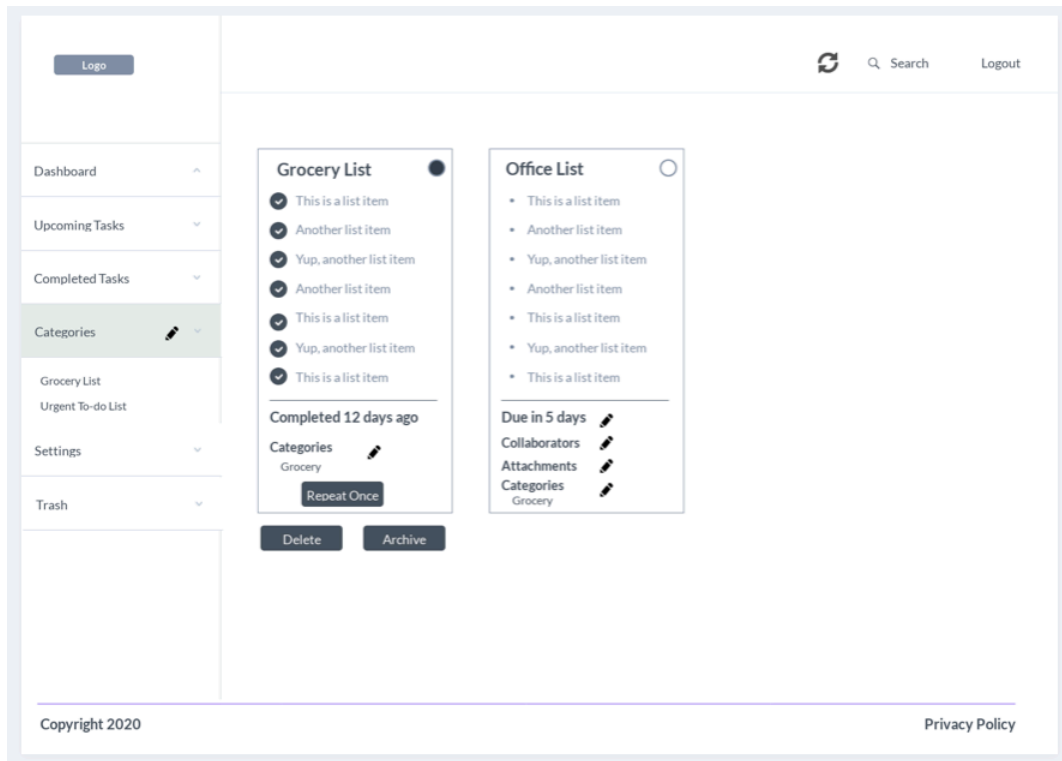


List of all upcoming tasks - basic filtering method to see the upcoming tasks



List of all Completed tasks - basic filtering method to see the all completed tasks.

In addition we can re-enable the task or delete or archive



List of all tasks based on a specific category - basic filtering method to see the tasks based on category

Logo

Dashboard ^

Upcoming Tasks v

Completed Tasks v

Categories v

Settings v

Trash v

Settings

Change Password

Current Password

New Password

Save

Sync Now

Auto sync - Last done at 11:00 am today

Change Storage Account

Your Dropbox account is currently mapped for storage

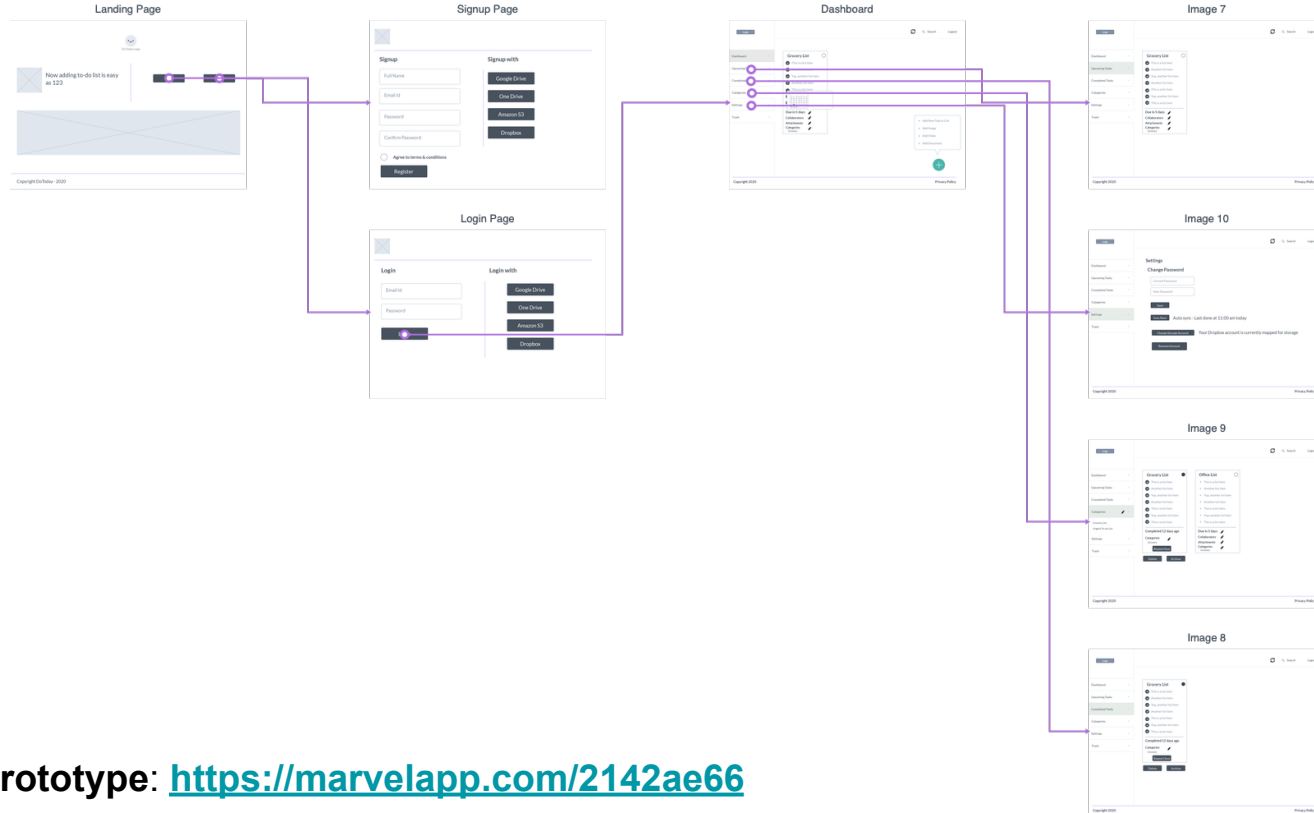
Remove Account

Copyright 2020

Privacy Policy

Manage user settings,
Remove account,
Change password, or
change cloud account
storage

Navigational flow



Link to prototype: <https://marvelapp.com/2142ae66>

All content and material on the UpGrad website is copyrighted material, either belonging to UpGrad or its bonafide contributors and is purely for the dissemination of education. You are permitted to access print and download extracts from this site purely for your own education only and on the following basis:-

- You can download this document from the website for self use only.
- Any copies of this document, in part or full, saved to disc or to any other storage medium may only be used for subsequent, self viewing purposes or to print an individual extract or copy for non commercial personal use only.
- Any further dissemination, distribution, reproduction, copying of the content of the document herein or the uploading thereof on other websites or use of content for any other commercial/unauthorized purposes in any way which could infringe the intellectual property rights of UpGrad or its contributors, is strictly prohibited.
- No graphics, images or photographs from any accompanying text in this document will be used separately for unauthorised purposes.
- No material in this document will be modified, adapted or altered in any way.
- No part of this document or UpGrad content may be reproduced or stored in any other web site or included in any public or private electronic retrieval system or service without UpGrad's prior written permission.
- Any rights not expressly granted in these terms are reserved.